




THE POWER OF CLEAN EFFICIENT LIGHT



6-LAMP T8 HIGH BAY FIXTURE

The FHB14-6T8 is a T8 lighting fixture designed to replace HID products in commercial, industrial, retail, and sports environments. The fixture provides highly efficient lighting with extreme power saving capabilities. The fixture profile, features, and simple mounting process make the FHB14-6T8 a perfect choice for the contractor and end user.

INSTANT START ELECTRONIC BALLAST

The FHB14-6T8 comes complete with energy efficient instant start electronic ballasts. The ballasts are Class P type (thermal protection), Class A sound rated and minimum starting temperature of -20/-29 (F/C).

LISTING

The FHB14-6T8 is certified cETLus for installations in the U.S. or Canada. The fixture is certified to CSA C22.2 No.250.0 and conforms to UL 1598.

OPTIONAL ACCESSORIES:

- **Steel hinged door with clear acrylic diffuser (HB-2-632-DL)**
- **Steel hinged door with clear acrylic diffuser and integral wire guard (HB-2-632-DLWG)**
- **Steel wire guard (WG-HB-2-632-WG)**
- **Motion sensor (HB-350-B-L3-L4)**

FHB14-6T8 Linear Fluorescent High Bay 6-Lamp, T8 (32-watt)

FEATURES & BENEFITS

- A 6-ft. power cord is included as standard with every fixture. The power cord is pre-wired to a ballast disconnect and is provided complete with strain relief. Optional plugs are offered as a factory installed option.
- Adjustable aircraft cable type hanging cable is included with every fixture. Two, 10-ft long adjustable (tool less) aircraft cables are included with each fixture for easy and quick mounting.
- Lamps can be ordered as an option.
- Fixture frame is constructed for heavy-duty installation.
- Quick access wiring door is standard on each fixture.
- Post Painted Powder Coating standard.
- Single Knockout End: 7/8" knockouts available for occupancy sensor mounting or power entry.
- Steel hinged door with clear acrylic diffuser or steel hinged door with clear acrylic diffuser and integral wire guard or wire guard only are available as fixture options.
- Highly reflective polished aluminum reflector is standard on all fixtures.
- Top mounted ballast housing provides for cool operation.
- Plastic reflector coating removed at factory prior to shipping.

FIXTURE DIMENSIONS:

Length

48.2-in

Width

19.5-in


Depth

3.4-in


Weight

14-lbs

All dimensions are inches. Specifications subject to change without notice.



Fixture top side




Fixture bottom side


OPTIONS:




Hinged door with clear acrylic lens and integral wire guard



Hinged door with clear acrylic lens



Wire guard



Motion sensor