



LHBM-2-130W LED High Bay Fixture

The LHBM-2-130W is a member of our LHBM Series family. This LED high bay fixture is designed to replace HID and fluorescent high bays in industrial, commercial and retail applications.

Fixture Construction

Powder coated steel body and end caps are secured with heavy duty rivets. Multi-bend formation reinforces rigidity along with small fixture footprint makes for a very robust and lightweight fixture. The LED modules are secured to an extruded aluminum thermally engineered base which also serves as a support for clear or frosted PMMA diffuse lens. Silicone end caps provide a dust tight optical allowing the LHBM series fixtures to be used in dusty applications. A quick entry A/C connection plate is located on the back of the housing to provide easy access to electrical connections. Openings are available for aircraft cable toggles or "V" hook suspension.

Electrical

- 120/277-volt power input is included with every fixture
- 0-10-volt DC dimming driver(s) standard
- Operating temperature is -40F to 140F

Compliance

This fixture is UL listed for damp locations and minus 40°C to +55°C ambient environments IESNA LM-79 and LM-80 standards.. Fixture is UL/cUL Certified and DLC Premium qualified.

Options

- Motion sensor / MS
- Emergency battery pack / EBP
- Aircraft cable hanging gear / HC
- 6-ft cord / CNP
- Wire guard / WG

Dimensions

130 and 180-watt fixtures

Length: 24 inches
Width: 19.6 inches
Height: 1.83 inches

LED High Bay LHBM Mid-Range Series 130-Watt



LHBM-2-130W-UNV

Shown with optional motion sensor and emergency battery pack.

Performance

The LHBM-2-130W-UNV fixture offers the following:

- 130 watts, 142.3 lumens per watt with clear diffuser (18,500 delivered lumens)
- Projected life is greater than 50,000 hours. LED modules and drivers are offered with a standard
- 5-year warranty based on performance under normal conditions.

Application


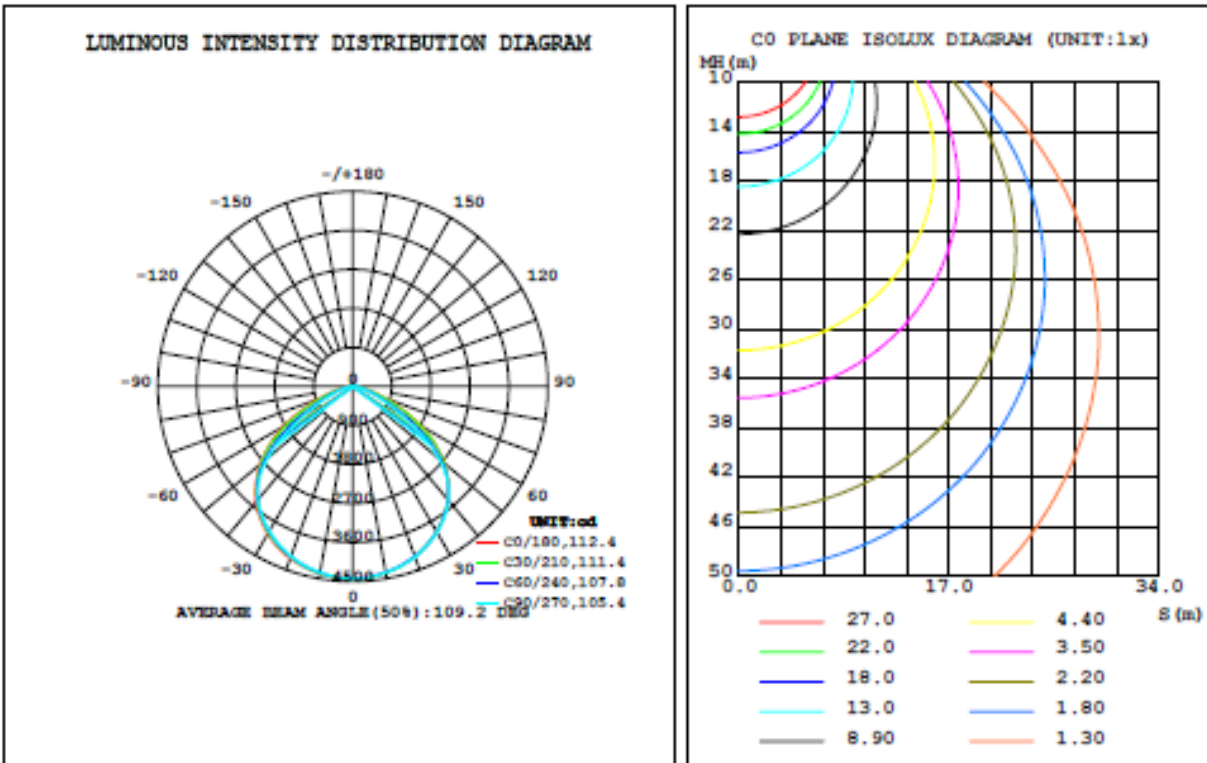
Industrial, institutional, commercial and retail

Mounting

Standard fixture can be suspended with aircraft cable or chain. NOTE: safety chain by others is recommended for applications that may subject the fixture to possible impact.

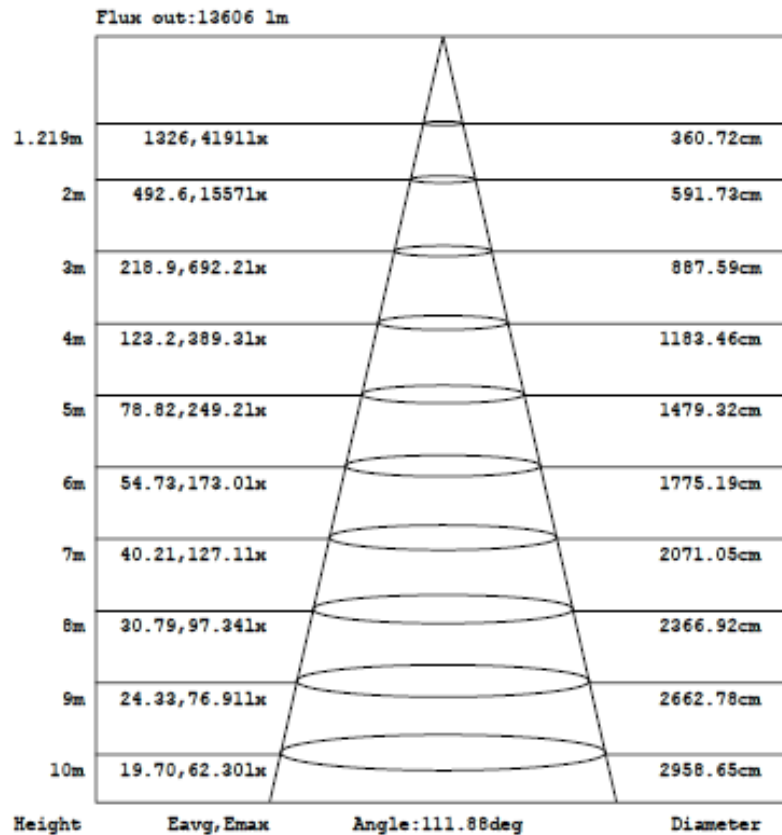
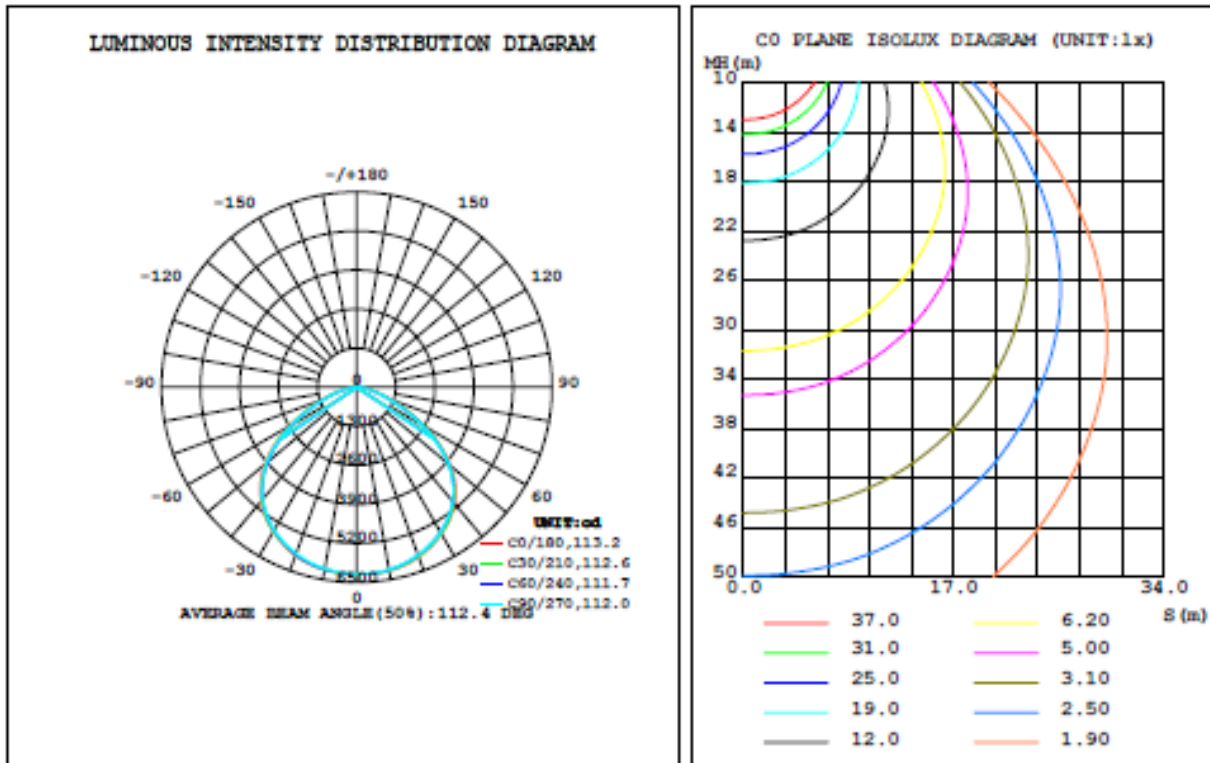
Photometric Data

90-watt



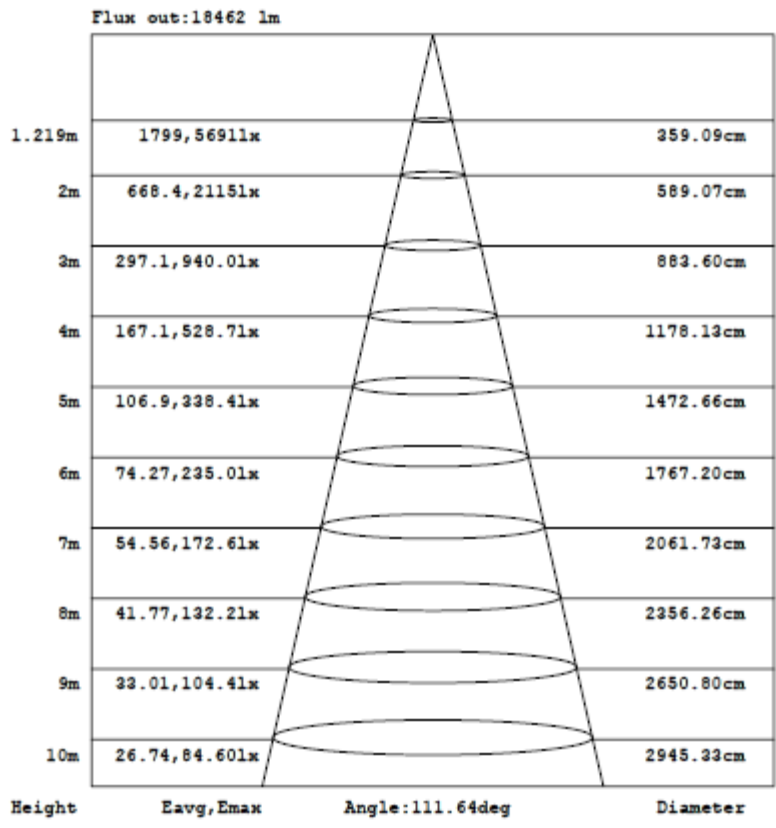
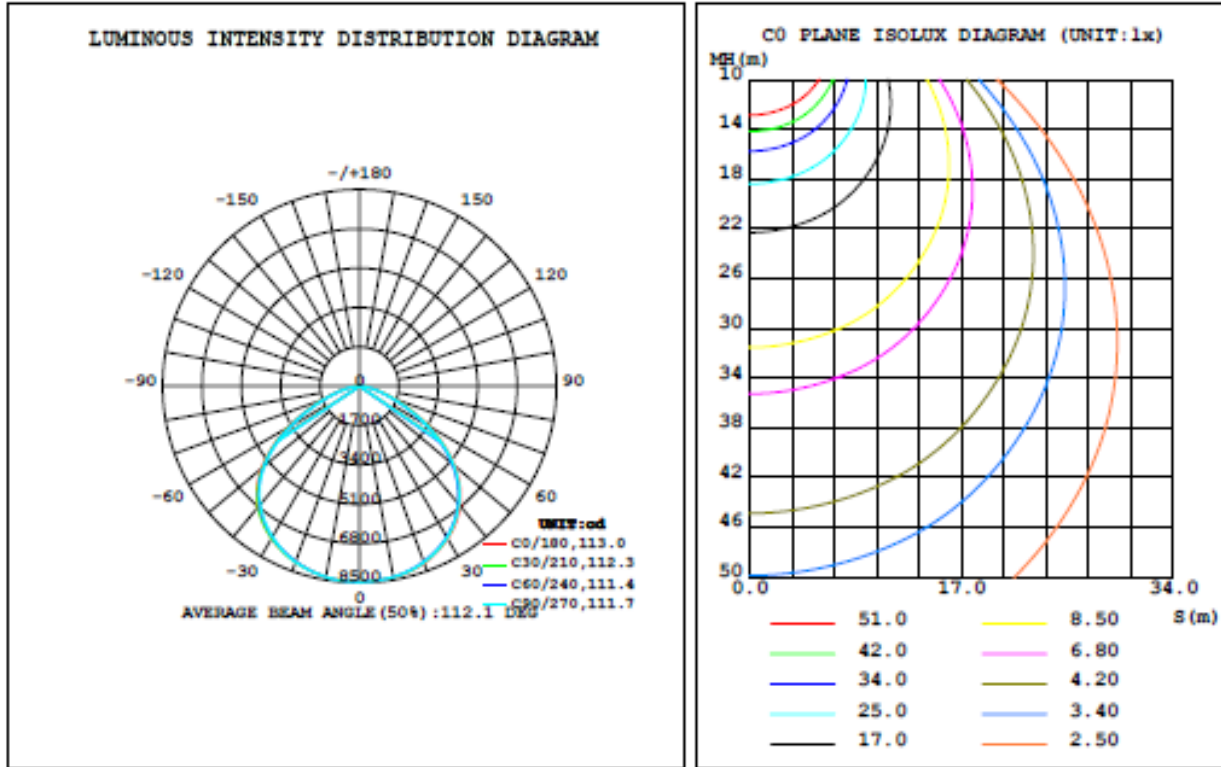
Note: The Curves indicate the illuminated area and the average illumination when the luminaire is at different distance.

130-watt



Note: The Curves indicate the illuminated area and the average illumination when the luminaire is at different distance.

180-watt



Note: The Curves indicate the illuminated area and the average illumination when the luminaire is at different distance.