



## LED Hazardous Location Flood/Area Light

60 Watts / 8,400 lumens

100 Watts / 14,000 lumens

150 Watts / 21,000 lumens

200 Watts / 28,000 lumens

### General Description and Usage

The HLFL-A Series flood light is rated as follows for use in environments that require the following certifications:

- Class I, Division 2, Groups A, B, C, D
- Class II, Division 1, Groups E, F, G
- Class II, Division 2, Groups E, F, G
- Class III

The fixture is designed for applications requiring metallic fixtures. Excellent for marine wet and damp locations. Typical applications include solvent and cleaning areas, petrochemical facilities, marine facilities, waste treatment plants and food processing applications. Housing is aluminum with clear diffuser/lens. Trunnion/Yoke mounting used for surface mounting applications.



### Electrical

Long-life LED system coupled with electronic driver delivers optimal performance. LED's available in 80+ CRI, 5000k. Projected L70 rated life is >100,000 hours. Standard electronic drivers are 120-277 universal voltage.

### Listing/Certifications

- NEMA 4X, IP66
- UL1598/UL1598A/UL844
- CSA C22.2 No.137/No.250.0
- Marine and Wet Locations
- IECEX
- ATEX

### Performance

The HLFL-A luminaire offers up to 140 lumens per watt > 80; THD <10% PF>99. Projected L70 life is >100,000 hours. Fixture is standard with long life drivers and LED modules. LED modules and drivers are offered with a standard 5 year warranty based on performance under normal conditions. (consult warranty for details.)

Note: Actual performance may differ as a result of end-user environment and application. All values are design or typical values, measured under laboratory conditions at 25 °C. Specifications subject to change without notice.

**HLFL-A-60W-UNV**  
**HLFL-A-100W-UNV**  
**HLFL-A-150W-UNV**  
**HLFL-A-200W-UNV**

### LED Benefits

- Environment friendly - No mercury or lead
- Up to 60% energy savings compared to fluorescent fixtures
- Maintenance free operation
- Last up to 20 times longer than conventional lamps
- Direct replacement for traditional light sources
- Up to 100 lumens per watt

### Features & Benefits

- High efficacy: up to 140lm/W
- CRI>70
- Surface mounting and pendant installation
- Wide and narrow optics for uniform illumination
- Copper free aluminum
- Highly vibration resistant

## Model Configuration

Model	Wattage	Kelvin	Voltage	Lumens	CRI
HLFLA-4-2-LED-UNV-60W-5000	60	5000	120-277*	8,400	70
HLFLA-4-2-LED-UNV-100W-5000	100	5000	120-277*	14,000	70
HLFLA3-4-2-LED-UNV-150W-5000	150	5000	120-277*	21,000	70
HLFLA3-4-2-LED-UNV-200W-5000	200	5000	120-277*	28,000	70

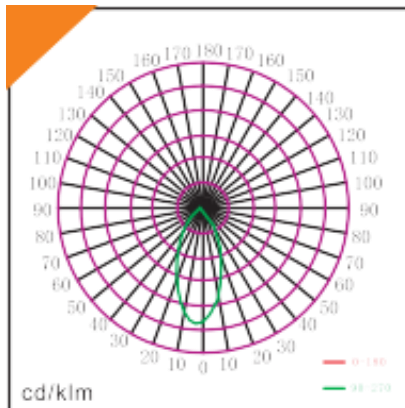
\* Available in 480-volt

## Dimensions

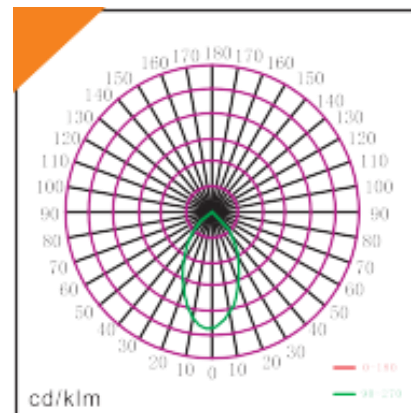
Model	Dimensions (in.)
HLFLA-4-2-LED-UNV-60W-5000	12.6 × 9.4 × 6.5
HLFLA-4-2-LED-UNV-100W-5000	12.6 × 9.4 × 6.5
HLFLA3-4-2-LED-UNV-150W-5000	15 × 9.05 × 10.6
HLFLA3-4-2-LED-UNV-200W-5000	15 × 9.05 × 10.6

## Light Distribution By Angle

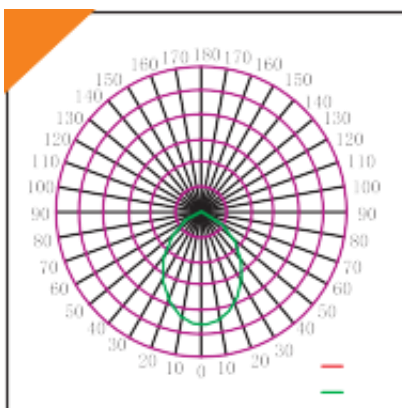
40 degree



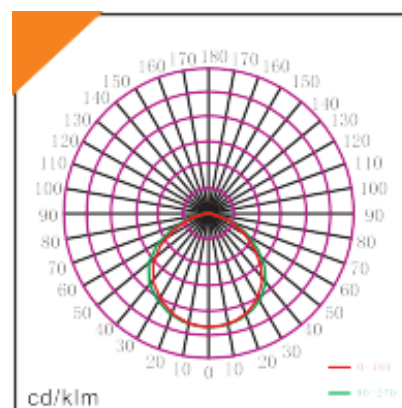
60 degree



90 degree



120 degree



**Truex Lighting**

Truex Lighting, a division of Truex, LLC